

### Self-reliant with a 7" touchscreen display

A new touchscreen display integrated into the panel is the revolutionary option for the management of multimedia content and applications. Your finger replaces the input devices. Touching the display starts programs and executes commands. The Intel G31 Express chipset enables the use of Intel Core 2 Duo Processors with FSB 1333. The two sockets can hold up to 4 GB DDR2 memory. A gigabit network, USB, multi-channel audio and a PCI-Express X1 slot nicely finish off the offer.

### Shuttle Barebone **D10**



#### Feature Highlight

<b>G7 chassis</b>	<ul style="list-style-type: none"> <li>Aluminum chassis (black)</li> <li>Bays: 1x 5.25", 2x 3.5"</li> </ul>
<b>Touchscreen</b>	<ul style="list-style-type: none"> <li>Integrated 7" display (800 x 480)</li> <li>Touchscreen technology</li> </ul>
<b>Chipset</b>	<ul style="list-style-type: none"> <li>Intel G31 + ICH7</li> </ul>
<b>CPU</b>	<ul style="list-style-type: none"> <li>Socket 775, max. 1333MHz FSB</li> <li>Supports Intel Core 2 Duo, Pentium Dual-Core, Celeron Dual-Core, Celeron 4xx</li> <li>I.C.E. Genie Heat-pipe cooling</li> </ul>
<b>Memory</b>	<ul style="list-style-type: none"> <li>Supports 2x DDR2-667/800</li> <li>Supports up to a total size of 4 GB</li> </ul>
<b>Slot</b>	<ul style="list-style-type: none"> <li>1x PCI-Express x1</li> </ul>
<b>Drive connectors</b>	<ul style="list-style-type: none"> <li>2x Serial ATA 2.0</li> <li>1x Parallel ATA</li> </ul>
<b>Other connectors</b>	<ul style="list-style-type: none"> <li>VGA D-Sub Video Output</li> <li>5.1-channel HD Audio</li> <li>USB 2.0 (4x rear, 4x onb.)</li> <li>GigaBit LAN (WLAN optional)</li> </ul>
<b>Power supply</b>	<ul style="list-style-type: none"> <li>100W (250W optional)</li> </ul>
<b>Application</b>	<ul style="list-style-type: none"> <li>Home, Business</li> </ul>



## Shuttle Barebone D10 – Special Product Features

### Touchscreen



The touchscreen is one of the easiest PC interfaces to use, making it the interface of choice for a wide variety of applications to improve human-computer interaction. It can help make any information more easily accessible by allowing users to navigate by simply touching the display screen. When used in conjunction with software such as on-screen keyboards, or other assistive technology, it can help make computing resources more available to both, experienced and novice users. A PC system with touchscreen can even do without a physical keyboard and mouse and all their wires.

### Supports Dual Display



Dual View technology offers convenient visual experience and better work efficiency. Working with 2 monitors means you are no longer confined to a single monitor, spreading your work or entertainment over dual displays. No more minimizing display, see clearer and work more efficiently and effectively.

### Supports Intel Core 2 Duo at 1333MHz FSB and 4 GB RAM



Based on the Intel G31 chipset, the Shuttle D10 supports Intels performance-packed and energy-efficient Intel® Core™ 2 Duo processors with 45nm technology. In addition, this platform can be configured with up to 4GB of DDR2-800 memory for getting amazing responsiveness for multimedia or complex applications.

### PCIe x1 Expansion Slot



The PCI Express x1 slot enables the user to expand this system for various applications. For example, you can set up a video surveillance system by adding a frame grabber card or you can add a TV tuner card to watch TV with a media center application.

### Supports Windows Vista Premium




Breathtaking Windows Aero™ 3D visual interface and a host of groundbreaking new features, Windows® Vista™ Premium promises to deliver a streamlined computing experience designed to fundamentally change how users view, find and organize their digital information.

### Shuttle XPC Accessory



Shuttle offers a wide variety of accessories for XPC barebones and complete systems such as WLAN modules or expansion kits. The XPC carrying bag is also a popular accessory - it is the ideal solution for LAN party gamers and business people, who need to transport their XPC.

©2008 by Shuttle Computer Handels GmbH (Germany). All information subject to change without notice. Pictures for illustration purposes only.



Home Media Center

**Built-in Touchscreen  
for various applications**



Surveillance



Home Automation



Presentation



Control Station



Video Conferencing



P.O.S. / Self Service



Public Info Counter

©2008 by Shuttle Computer Handels GmbH (Germany). All information subject to change without notice. Pictures for illustration purposes only.

## Shuttle Barebone D10 – Specifications

<i>Chassis</i>	G7-type aluminum chassis, black color Storage bays: 2x 3.5" internal, 1 x 5.25" external Dimensions: 30.5 x 20 x 18.5 cm (LWH) = 11.3 litres
<i>Integrated 7" Display</i>	Active area: 152.4 x 91.44 mm (7 inch) Resolution: 800x480 pixels, Color depth: 262144 (18 bits) Backlight unit: High power LED OSD (On Screen Display): 3 Buttons
<i>Touchscreen</i>	Touchscreen function support fingertip input Electric capacity solution
<i>Optional Remote Control</i>	Optional: Shuttle Media Center Infrared Remote Control (RC12)
<i>Mainboard</i>	Proprietary Shuttle mainboard form factor Chipset: Intel G31 Express (Bearlake-G) + ICH7 Dimensions: 25.4 x 18.5 cm
<i>Power Supply</i>	100 Watt Flex ATX power supply unit PC36 Input voltage range: 100~240V AC, 47~63 Hz Active PFC (Power Factor Correction) EMI Certified: FCC, CE, BSMI, C-tick; Safety Certified: UL, TÜV, CB, BSMI ATX power connectors: 2x10 pin and 2x2 pins (for 12V) Power plug region specific 40 mm cooling fan sensor control
<i>Processor Support</i>	Socket 775 supports Single and Dual Core processors from Intel Supports 45nm and 65nm Intel Core technology Supports 800, 1066 and 1333 MHz front side bus Supports Intel Core 2 Duo, Pentium Dual-Core 2xxx, Celeron Dual-Core and Celeron 4xx Supports max. 65W TDP (Thermal Design Power) Please refer the support list for detailed processor support information.
<i>Processor Cooling</i>	Shuttle I.C.E. (Integrated Cooling Engine) Advanced I.C.E. Heatpipe technology, linear controlled 92mm fan SilentX cooling and noise reduction technology with Active Airflow
<i>Memory Support</i>	2 x 240 pin slots, supports Dual Channel supports DDR2-667/800 SDRAM memory up to a total size of 4 GB, max. 2 GB per DIMM Integrated LED to display Single/Dual channel status



©2008 by Shuttle Computer Handels GmbH (Germany). All information subject to change without notice. Pictures for illustration purposes only.

<i>Expansion Slots</i>	1 x PCI-Express x1
<i>Integrated Graphics</i>	Intel Graphics Media Accelerator 3100 (GMA 3100) 256bit 3D engine with a powerful 400MHz core DirectX 9.0 support, Dynamic Video Memory Technology (DVMT) 3.0 Shared Memory size up to 384MB Dual View - two displays can be used at the same time: Analog D-Sub VGA and integrated 7" display. Analog D-Sub Output: max. 2048x1536 pixels with 32-bit color at 75 Hz
<i>5.1-channel Audio</i>	Audio Realtek® ALC 662 6-channel High-Definition Audio Three analog audio connectors (3.5mm) at the Back-Panel: 1) Front Line out (head phone) 2) Rear Surround line-out (shared with microphone input) 3) Center line-out (shared with Line in)
<i>Gigabit-LAN Controller</i>	Marvell 88E8056 Ethernet network controller (Gigabit) Supports 100 / 1.000 MBit/s operation Supports Wake-on-LAN (WOL)
<i>Drive connectors</i>	2x Serial-ATA II, 3 Gbit/s (300 MB/s) bandwidth 1 x IDE ATA 100 drives
<i>Front panel devices</i>	Power button, Power LED, HDD LED 7" Touchscreen Display 3 buttons for On-Screen-Display settings (for 7" display)
<i>Back panel connectors</i>	VGA output (D-sub, analog) 4x USB 2.0, GigaBit LAN (RJ45) PS/2 keyboard, PS/2 mouse Audio Line-in, Audio Line-out, Audio Mic-in Serial port (RS232) Perforation for optional Parallel port (LPT) Perforation for optional Wireless LAN module
<i>Other connectors</i>	2x fan connectors (3 pin and 4 pin header) 2x USB 2.0 (2x5 pin header) Header for internal speaker CIR (1x3 pin header) Clear CMOS header
<i>Optional Accessories</i>	Wireless LAN module and antenna (PN20) Multimedia Remote Control (RC12) Parallel port (PC8) 250W power supply (PC41)


©2008 by Shuttle Computer Handels GmbH (Germany). All information subject to change without notice. Pictures for illustration purposes only.

Accessories

- Multilanguage User Guide
- Driver CDRom for Windows XP/Vista 32/64-bit
- Serial ATA cable
- Power cord
- Screws



Mainboard



Front View

- 1 Power button
- 2 Power LED
- 3 Hard disk LED
- 4 7" Touchscreen
- 5 3 On-Screen-Display buttons
- 6 5.25" bay for optical drive
- 7 Eject button for optical drive

Rear View

- 1 AC Power Plug
- 2 PS/2 mouse connector
- 3 PS/2 keyboard connector
- 4 Serial port
- 5 Sub-D VGA connector
- 6 4x USB 2.0 ports
- 7 Gigabit LAN port
- 8 Microphone input
- 9 Audio Line output
- 10 Audio Line input
- 11 PCI Express x1 slot
- 12 Optional WLAN (PN20)
- 13 Optional parallel port (PC8)

©2008 by Shuttle Computer Handels GmbH (Germany). All information subject to change without notice. Pictures for illustration purposes only.